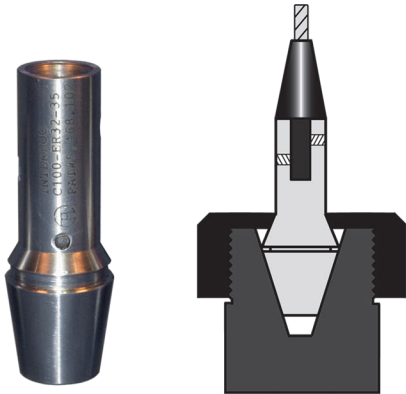


ER25 - ER32 - 100TG - INTERLOC SHANKS

* Assembles with extensions, reducers, endmill holders and cutterheads *

"INTERLOC DRIVE SYSTEM"


Interloc ER collet extensions allows you to use your existing collet holders with the Modular Interloc System.



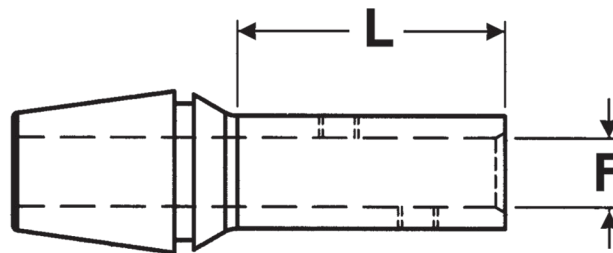
Collet nut locks the Interloc ER extension holder and at the same time drives the tapered edge downwards to make it more secure & concentric

Being modular the Interloc ER extension holder allows you to interchange & add various cutter bodies & extensions.

INTERLOC "F" - FEMALE CONNECTION ER STYLE
F75-ER25



ER25 SHANK →
 assemble with
 CUTTERHEAD →
 INTERLOC FEMALE CONNECTION



- ❖ Cooling through shanks available
- ◆ Custom sizes available

ER-25


CATALOG NUMBER	INTERLOC FEMALE CONNECTION (F)	LENGTH (L)	LOCK SCREW NUMBER	"T" HANDLE ALLEN WRENCH
F75-ER25	F75 INTERLOC	1.650	TS-250S	1/8

ER-32

CATALOG NUMBER	INTERLOC FEMALE CONNECTION (F)	LENGTH (L)	LOCK SCREW NUMBER	"T" HANDLE ALLEN WRENCH
F75-ER32	F75 INTERLOC	1.550	TS-250S	1/8
F100-ER32	F100 INTERLOC	2.000	TS-516S	5/32

TG100 & ER32 COLLAR CHUCK ADAPTERS

CATALOG NUMBER	INTERLOC MALE CONNECTION (M)	LENGTH (L)	COLLETS SERIES
100TG-M200	M200 INTERLOC	3.500	TG-100
ER32-M200	M200 INTERLOC	3.500	ER-32



ER32-M200 Connected With Interloc Holder →